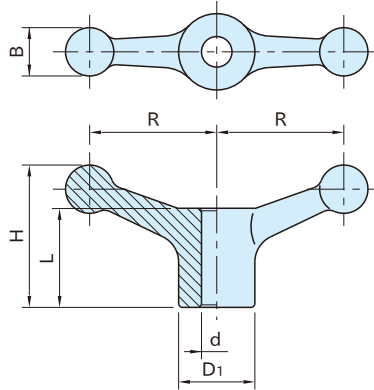
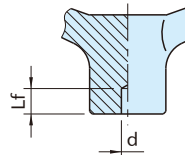
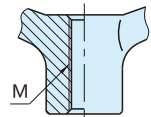


SH**SPEED HANDLES****SH-R**
(Reamed)**SH-C**
(Bored)**SH-T**
(Tapped)**SH-R**
(Reamed)**SH-C**
(Bored)**SH-T**
(Tapped)

Body & Lever

Ductile cast iron (FCD450)
Powder baked finish
Black

Type / Size	R	B	H	D ₁	L	Reamed	Bored		Tapped
						d (H8)	d	Lf	M
SH-R	50	50	19	56	30	12	5	10	M12×1.75
SH-C	63	63	22	66	38	16			M16×2
SH-T	76	76	25	75	45	20			M20×2.5

Reamed		Bored		Tapped	
Part Number	Weight (g)	Part Number	Weight (g)	Part Number	Weight (g)
SH50R	305	SH50C	325	SH50T	310
SH63R	485	SH63C	550	SH63T	500
SH76R	810	SH76C	905	SH76T	820