

BJ151

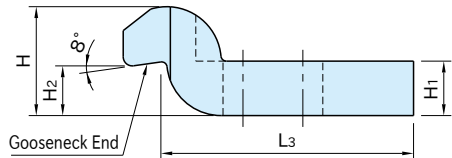
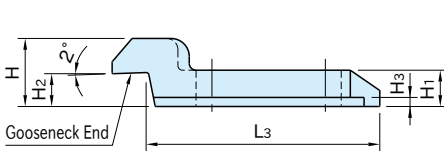
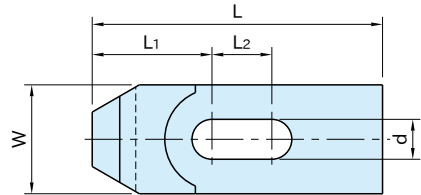
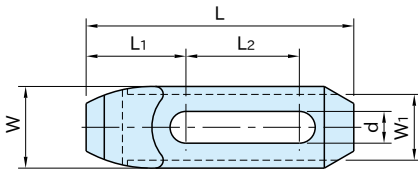
GOOSENECK STRAPS



BJ151 -12118, 16165

BJ151 -20160~24250

Type	Body
BJ151 -12118, 16165	SCM440 steel Quenched and tempered Black oxide finish
BJ151 -20160~24250	Steel (S45C) Coated finish



BJ151 -12118, 16165

BJ151 -20160~24250

Part Number	L	W	H	d	L ₂	L ₁	L ₃	W ₁	H ₁	H ₂ ^{*)}	H ₃
BJ151-12118	118	36	30	14	50	44	102	29	16	15	4
BJ151-16165	165	50	50	18	70	60	145	40	25	24.5	5
BJ151-20160	160	60	60	22	33	66	136	—	30	26	—
BJ151-20200					48		176				
BJ151-24200	200	70	70	26	34	85	172	—	35	34	—
BJ151-24250					54		222				

Part Number	Clamping Force(kN) At Max. - Min. End Projection	Allowable Screw Torque(N·m)	Weight (kg)
BJ151-12118	8 ~16.1	70	0.5
BJ151-16165	12.8~23.6	129	1.5
BJ151-20160	13.4~24.2	183	2
BJ151-20200	16.8~29		2.5
BJ151-24200	22.6~35.2	320	3.4
BJ151-24250	26.4~42.1		4.7

^{*)}H₂ dimension tolerance

BJ151 -20160, 20200: +/-2

BJ151 -24200, 24250: +/-2.5

Note

- The stated values denote the forces generated in clamping at the gooseneck end.
- The color of **BJ151**-20160~24250 can vary from the production lot.

How To Use

