

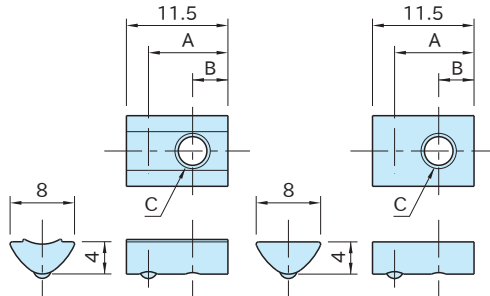
# L5-TST

# T-NUT



Stainless Steel

item



**L5-TST**  
(Steel)

**L5-TST-SUS**  
(Stainless steel)

Part Number	A	B	C	Weight (g)
<b>L5-TST3</b>	8	3	M3×0.5	2
<b>L5-TST4</b>			M4×0.7	
<b>L5-TST5</b>	9	4	M5×0.8	
<b>L5-TST4-SUS</b>	8	3	M4×0.7	
<b>L5-TST5-SUS</b>	9	4	M5×0.8	

Type	Body
<b>L5-TST</b>	Steel Galvanized trivalent chromate treated
<b>L5-TST-SUS</b>	Stainless steel

**Note**

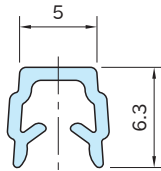
T-Nut can be inserted directly into the T-slot of the body. (Cannot be slide-inserted from the end plates.)

# L5-GVC2000N

# GROOVE COVER



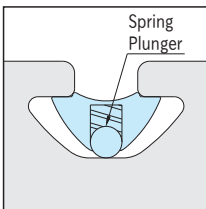
item



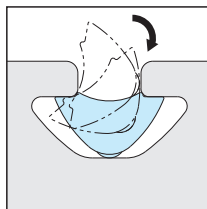
Body
PP Polypropylene plastic (Include Thermoplastic elastomer)

Part Number	Length (m)	Weight (g)
<b>L5-GVC2000N</b>	2	27

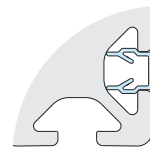
## How To Use



Insert the nut into the groove. The spring plunger prevents the nut move freely inside the groove.



The nut can be inserted from any position on groove.



Use the groove cover for unused groove on profile body.